

🌟 HDL cholesterol level (Richardson, 2020)


Tom Richardson, et al.
PLoS Medicine

Heart Blood

STUDY SUMMARY

Identification of 534 genetic variants associated with the HDL *cholesterol* level in the blood and analysis of its contribution to the risk of coronary heart disease.

YOUR RESULT



STUDY DESCRIPTION

Coronary heart disease (CHD) is a condition that develops when the heart's arteries cannot supply enough oxygen to the heart muscle. Coronary heart disease is the leading cause of death in the United States. It occurs when *plaque* builds up in the heart's arteries and blocks the blood flow to the heart. Arterial *plaque* consists of multiple substances that circulate in the blood. One of the substances that the study examined is HDL (high-density lipoprotein) *cholesterol*, also known as the "good" *cholesterol*. To this end, this study analyzed genetic data of over 440,000 individuals of European descent to identify genomic regions associated with HDL *cholesterol* levels in the blood. The researchers identified 534 genetic variants, including 383 novel variants, associated with HDL *cholesterol* levels. The analysis showed that a high HDL *cholesterol* level is associated with a decreased risk of coronary heart disease. However, this association weakened when the researchers considered all fats and proteins in the study. The study results still suggest that HDL *cholesterol* plays an important role in the development of heart disease.
















DID YOU KNOW?









































HDL cholesterol is often called the "good" cholesterol because it helps your body remove other types of cholesterol from the bloodstream. Some ways to boost HDL cholesterol levels include exercise and a diet low in trans fats.

YOUR DETAILED RESULTS
















































To calculate your genetic predisposition to higher HDL cholesterol level we summed up the effects of genetic variants that were linked to higher HDL cholesterol level in the study that this report is based on. These variants can be found in the table below. The variants highlighted in green have **positive effect sizes** and increase your genetic predisposition to higher HDL cholesterol level. The variants highlighted in blue have **negative effect sizes** and decrease your genetic predisposition to higher HDL cholesterol level. Variants that are not highlighted are not found in your genome and do not affect your genetic predisposition to higher HDL cholesterol level. By adding up the effect sizes of the highlighted variants we calculated your polygenic score for higher HDL cholesterol level to be **0.96**. To determine whether your score is high or low, we compared it to the scores of 5,000 other Nebula Genomics users. We found that your polygenic score for higher HDL cholesterol level is in the **82nd percentile**. This means that it is higher than the polygenic scores 82% of people. We consider this to be an **above average genetic predisposition to higher HDL cholesterol level**. However, please note that genetic predispositions do not account for important non-genetic factors like lifestyle. Furthermore, the genetics of most traits has not been fully understood yet and many associations between traits and genetic variants remain unknown. For additional explanations, click on the column titles in the table below and visit our [Nebula Library tutorial](#).

VARIANT [Ⓞ]	YOUR GENOTYPE [Ⓞ]	EFFECT SIZE [Ⓞ]	VARIANT FREQUENCY [Ⓞ]	SIGNIFICANCE [Ⓞ]
rs989419_A	A / G	-0.14 (↓)	39%	1.30 × 10 ⁻¹²¹
rs1800588_C	C / T	-0.12 (↓)	78%	1.60 × 10 ⁻⁵⁶⁶
rs1601934_G	A / A	0.10 (-)	31%	1.60 × 10 ⁻⁶²⁰
rs343_C	C / C	-0.13 (↓)	92%	7.80 × 10 ⁻³²⁶
rs964184_G	C / C	-0.11 (-)	13%	1.10 × 10 ⁻³¹¹
rs77960347_A	A / A	-0.29 (↓)	99%	3.90 × 10 ⁻²⁶⁹
rs8086351_C	C / G	-0.08 (↓)	18%	1.80 × 10 ⁻²⁴⁵
rs79600951_C	C / C	0.11 (↑)	91%	2.00 × 10 ⁻²³⁵
rs2740488_A	A / C	0.07 (↑)	73%	4.00 × 10 ⁻²²²
rs72636561_C 🌟	C / C	0.17 (↑)	97%	2.20 × 10 ⁻²¹²
rs2281718_A	T / T	-0.06 (-)	39%	8.60 × 10 ⁻²⁰⁵
rs116843064_G	G / G	-0.21 (↓)	98%	6.40 × 10 ⁻¹⁹⁵
rs429358_T	T / T	0.08 (↑)	85%	7.20 × 10 ⁻¹⁸⁰
rs174566_A	A / A	0.06 (↑)	65%	9.50 × 10 ⁻¹⁷⁵
rs9987289_A	A / G	-0.09 (↓)	9%	6.60 × 10 ⁻¹⁶⁵
rs80005209_T	T / T	0.14 (↑)	97%	5.00 × 10 ⁻¹⁴⁴
rs6073958_T	T / T	0.06 (↑)	80%	6.50 × 10 ⁻¹⁴³
rs1800961_C	C / C	0.14 (↑)	97%	1.40 × 10 ⁻¹⁴⁰
rs676210_G	G / G	-0.06 (↓)	79%	3.70 × 10 ⁻¹⁴⁰
rs11789603_C	C / T	-0.07 (↓)	89%	6.70 × 10 ⁻¹¹⁰
rs13107325_C	C / C	0.08 (↑)	93%	2.20 × 10 ⁻¹⁰⁸
rs1052373_C 🌟	C / T	-0.04 (↓)	68%	1.40 × 10 ⁻¹⁰⁶
rs2943645_C	T / T	0.04 (-)	35%	8.60 × 10 ⁻¹⁰⁶
rs10162642_G	G / G	0.05 (↑)	79%	2.30 × 10 ⁻⁹³
rs12976395_G	G / C	-0.04 (↓)	50%	1.30 × 10 ⁻⁹⁰
rs921919_G	G / A	0.04 (↑)	33%	3.00 × 10 ⁻⁹⁰
rs141469619_A	A / A	0.20 (↑)	99%	4.60 × 10 ⁻⁸⁹
rs56781197_A	A / A	-0.06 (↓)	88%	2.70 × 10 ⁻⁸⁸
rs3768321_G	G / G	0.05 (↑)	80%	1.30 × 10 ⁻⁷⁹
rs308_T	T / T	-0.13 (↓)	98%	1.40 × 10 ⁻⁷⁹
rs571848809_G	G / G	0.06 (↑)	89%	6.70 × 10 ⁻⁷⁵
rs367070_A	A / A	-0.04 (↓)	77%	1.40 × 10 ⁻⁷⁴
rs686030_C	C / A	-0.05 (↓)	14%	9.80 × 10 ⁻⁷⁴
rs2925979_T	C / C	-0.04 (-)	30%	1.90 × 10 ⁻⁷³
rs4871603_C	C / C	-0.04 (↓)	35%	3.80 × 10 ⁻⁷³
rs998584_C	C / C	0.03 (↑)	52%	2.90 × 10 ⁻⁷¹
rs75609851_G	G / G	-0.17 (↓)	99%	1.70 × 10 ⁻⁶⁹
rs77779_C	C / C	0.09 (*)	96%	1.40 × 10 ⁻⁶⁶

rs757338_C	C / C	0.09 (↑)	90%	1.40 × 10 ⁻⁶⁵
rs1054852_A	A / A	-0.04 (↓)	62%	8.00 × 10 ⁻⁶⁵
rs2792751_T	T / C	0.04 (↑)	27%	3.30 × 10 ⁻⁶⁴
rs6469605_C	C / T	-0.03 (↓)	43%	2.60 × 10 ⁻⁶¹
rs2066714_T	T / T	-0.05 (↓)	87%	4.20 × 10 ⁻⁶⁰
rs113740515_G	G / G	-0.04 (↓)	79%	1.00 × 10 ⁻⁵⁸
rs545858676_A	A / A	0.10 (↑)	96%	1.20 × 10 ⁻⁵⁸
rs78058190_G 	G / G	0.08 (↑)	95%	1.60 × 10 ⁻⁵⁷
rs145276599_T 	T / T	-0.05 (↓)	89%	2.00 × 10 ⁻⁵⁷
rs35493868_C	C / C	-0.04 (↓)	80%	2.30 × 10 ⁻⁵⁶
rs4731701_C	C / C	-0.03 (↓)	51%	1.00 × 10 ⁻⁵⁴
rs4969141_C	C / C	-0.03 (↓)	51%	3.40 × 10 ⁻⁵⁴
rs7136506_T	T / T	0.04 (↑)	78%	1.80 × 10 ⁻⁵³
rs11658786_G	A / A	-0.03 (-)	33%	1.50 × 10 ⁻⁵¹
rs150844304_A 	A / A	0.09 (↑)	97%	2.00 × 10 ⁻⁵¹
rs12422125_G 	G / G	-0.04 (↓)	89%	7.50 × 10 ⁻⁵⁰
rs12224170_G 	G / G	-0.04 (↓)	87%	1.40 × 10 ⁻⁴⁸
rs140584594_A	A / A	-0.03 (↓)	27%	5.50 × 10 ⁻⁴⁸
rs11228871_A 	A / A	-0.04 (↓)	87%	6.90 × 10 ⁻⁴⁷
rs13389219_C	C / C	-0.03 (↓)	61%	8.20 × 10 ⁻⁴⁶
rs11228212_C 	C / C	-0.04 (↓)	88%	5.70 × 10 ⁻⁴⁵
rs3184504_T	T / C	-0.03 (↓)	48%	3.50 × 10 ⁻⁴⁴
rs17138358_G	C / C	0.03 (-)	60%	4.20 × 10 ⁻⁴⁴
rs61352607_G	G / T	-0.03 (↓)	76%	6.40 × 10 ⁻⁴³
rs2263329_T	T / T	0.03 (↑)	64%	7.50 × 10 ⁻⁴³
rs7817574_T	T / T	-0.03 (↓)	81%	4.40 × 10 ⁻⁴²
rs2256609_A	A / G	0.03 (↑)	81%	2.30 × 10 ⁻⁴¹
rs559355_A	A / T	0.03 (↑)	84%	8.10 × 10 ⁻⁴¹
rs2642438_A	A / G	-0.03 (↓)	30%	1.90 × 10 ⁻⁴⁰
rs6902116_A 	A / A	0.03 (↑)	68%	1.90 × 10 ⁻⁴⁰
rs58473820_C 	C / T	-0.03 (↓)	62%	7.40 × 10 ⁻³⁹
rs193084249_A	A / A	0.08 (↑)	98%	3.80 × 10 ⁻³⁸
rs2498786_C	G / G	0.03 (-)	38%	4.40 × 10 ⁻³⁸
rs11239536_T	T / T	-0.03 (↓)	76%	5.30 × 10 ⁻³⁸
rs79153732_C	C / T	0.09 (↑)	98%	5.30 × 10 ⁻³⁸
rs61805075_G	G / A	0.03 (↑)	67%	7.20 × 10 ⁻³⁷
rs116978226_C	C / C	-0.07 (↓)	97%	2.20 × 10 ⁻³⁶
rs12740374_G	G / G	-0.03 (↓)	78%	2.20 × 10 ⁻³⁶
rs3936511_A 	A / A	0.03 (↑)	81%	3.60 × 10 ⁻³⁶
rs7308864_A	A / A	-0.02 (↓)	48%	1.10 × 10 ⁻³⁵
rs56271753_G 	G / G	0.06 (↑)	95%	2.90 × 10 ⁻³⁴
rs144311893_C	C / C	-0.08 (↓)	98%	8.70 × 10 ⁻³⁴
rs13235365_C	C / T	-0.03 (↓)	73%	2.90 × 10 ⁻³³
rs11045171_A	A / A	-0.03 (↓)	80%	5.00 × 10 ⁻³²
rs6765484_C	T / T	-0.02 (-)	53%	6.50 × 10 ⁻³²
rs771481_T	T / T	-0.03 (↓)	82%	8.60 × 10 ⁻³²
rs75662196_G	G / G	-0.07 (↓)	97%	8.50 × 10 ⁻³¹
rs9647335_A	A / A	-0.03 (↓)	81%	2.40 × 10 ⁻³⁰
rs112001035_G	G / G	0.05 (↑)	94%	2.80 × 10 ⁻³⁰
rs11967891_A	A / A	0.03 (↑)	82%	6.70 × 10 ⁻³⁰
rs4273010_T 	T / T	0.07 (↑)	97%	1.50 × 10 ⁻²⁹
rs62102718_A	A / A	0.02 (↑)	71%	2.90 × 10 ⁻²⁹
rs35137994_C	C / C	-0.05 (↓)	94%	3.40 × 10 ⁻²⁹
rs12411732_G	G / A	0.03 (↑)	85%	7.60 × 10 ⁻²⁹
rs75152587_G	G / G	0.09 (↑)	99%	1.10 × 10 ⁻²⁸
rs4239651_T 	C / C	-0.03 (-)	21%	3.70 × 10 ⁻²⁸
rs10513801_T 	T / T	0.03 (↑)	86%	8.30 × 10 ⁻²⁸
rs2298624_C	C / C	-0.03 (↓)	87%	1.00 × 10 ⁻²⁶
rs11664369_C	C / T	0.02 (↑)	73%	1.40 × 10 ⁻²⁶
rs133015_C 	C / G	-0.02 (↓)	56%	1.50 × 10 ⁻²⁶
rs72959041_G	G / G	0.05 (↑)	95%	2.40 × 10 ⁻²⁶

rs10233430_T 	T / C	0.02 (↑)	67%	2.60 x 10 ⁻²⁶
rs2297402_C	C / C	0.07 (↑)	98%	6.90 x 10 ⁻²⁶
rs6824451_G	G / A	0.02 (↑)	54%	9.70 x 10 ⁻²⁶
rs61435086_T	T / T	-0.09 (↓)	99%	4.40 x 10 ⁻²⁵
rs72823020_T 	T / T	-0.03 (↓)	87%	4.60 x 10 ⁻²⁵
rs12928099_C 	C / A	-0.02 (↓)	70%	4.60 x 10 ⁻²⁵
rs1043897_G	G / T	-0.02 (↓)	58%	8.50 x 10 ⁻²⁵
rs1047964_G 	G / G	-0.04 (↓)	95%	1.80 x 10 ⁻²⁴
rs3775228_C 	C / C	0.02 (↑)	60%	1.90 x 10 ⁻²⁴
rs11066320_A	A / G	-0.02 (↓)	43%	2.40 x 10 ⁻²⁴
rs2523978_C 	C / C	0.03 (↑)	87%	3.90 x 10 ⁻²⁴
rs17326656_G 	T / T	0.02 (-)	76%	8.20 x 10 ⁻²⁴
rs2068888_G 	G / A	-0.02 (↓)	55%	1.20 x 10 ⁻²³
rs77403571_G 	G / G	-0.04 (↓)	94%	1.30 x 10 ⁻²³
rs632057_T	G / G	-0.02 (-)	37%	1.60 x 10 ⁻²³
rs6542680_C 	T / T	0.02 (-)	18%	1.80 x 10 ⁻²³
rs72647336_G	G / G	0.04 (↑)	94%	2.10 x 10 ⁻²³
rs62271373_T 	T / T	0.04 (↑)	94%	2.20 x 10 ⁻²³
rs73243877_A	A / A	0.03 (↑)	83%	2.20 x 10 ⁻²³
rs72926946_C 	A / A	0.02 (-)	70%	2.30 x 10 ⁻²³
rs11645157_T	T / G	-0.02 (↓)	51%	4.80 x 10 ⁻²³
rs9817452_G 	G / G	-0.02 (↓)	61%	6.90 x 10 ⁻²³
rs2159607_G	T / T	0.02 (-)	19%	9.10 x 10 ⁻²³
rs142288236_C	C / C	0.08 (↑)	99%	2.00 x 10 ⁻²²
rs2307111_T 	T / C	-0.02 (↓)	61%	2.00 x 10 ⁻²²
rs10955991_T 	C / C	0.02 (-)	32%	2.80 x 10 ⁻²²
rs4871624_T	T / T	0.02 (↑)	71%	4.10 x 10 ⁻²²
rs7750688_C 	C / T	-0.02 (↓)	24%	4.30 x 10 ⁻²²
rs7757193_G 	G / G	0.02 (↑)	63%	7.60 x 10 ⁻²²
rs142493909_T	T / T	-0.07 (↓)	98%	1.10 x 10 ⁻²¹
rs907866_G	G / G	0.02 (↑)	55%	1.60 x 10 ⁻²¹
rs4650994_G	G / A	0.02 (↑)	47%	2.00 x 10 ⁻²¹
rs7925100_G 	G / G	0.02 (↑)	60%	2.10 x 10 ⁻²¹
rs267738_T 	T / T	-0.02 (↓)	78%	1.20 x 10 ⁻²⁰
rs17309930_C 	C / A	0.02 (↑)	79%	1.30 x 10 ⁻²⁰
rs3129797_C 	C / C	0.03 (↑)	88%	2.20 x 10 ⁻²⁰
rs235314_C 	C / T	0.02 (↑)	47%	2.30 x 10 ⁻²⁰
rs1047891_C	C / A	0.02 (↑)	68%	2.70 x 10 ⁻²⁰
rs3803501_G 	A / A	-0.02 (-)	43%	2.70 x 10 ⁻²⁰
rs7170463_A 	A / G	-0.02 (↓)	69%	5.50 x 10 ⁻²⁰
rs13379043_T 	T / T	-0.02 (↓)	72%	6.30 x 10 ⁻²⁰
rs8081548_T 	T / A	-0.02 (↓)	34%	7.90 x 10 ⁻²⁰
rs117687565_C	C / T	-0.08 (↓)	99%	1.20 x 10 ⁻¹⁹
rs142965311_C 	C / C	0.03 (↑)	89%	3.60 x 10 ⁻¹⁹
rs10750766_C	C / C	0.02 (↑)	29%	7.00 x 10 ⁻¹⁹
rs12485478_A	A / A	0.05 (↑)	97%	1.10 x 10 ⁻¹⁸
rs3736802_T 	T / T	-0.02 (↓)	48%	1.10 x 10 ⁻¹⁸
rs6499102_A 	G / G	-0.04 (-)	6%	1.80 x 10 ⁻¹⁸
rs1534696_C 	C / C	-0.02 (↓)	46%	2.60 x 10 ⁻¹⁸
rs2963468_A 	A / A	0.02 (↑)	76%	3.50 x 10 ⁻¹⁸
rs55935382_C	C / C	-0.02 (↓)	67%	5.50 x 10 ⁻¹⁸
rs12510382_A 	G / G	-0.02 (-)	54%	7.10 x 10 ⁻¹⁸
rs1468642_T 	T / A	0.02 (↑)	65%	7.60 x 10 ⁻¹⁸
rs112771035_C 	C / C	0.03 (↑)	93%	8.30 x 10 ⁻¹⁸
rs3129962_G 	C / C	0.02 (-)	87%	8.40 x 10 ⁻¹⁸
rs11605837_G 	G / T	0.02 (↑)	69%	1.10 x 10 ⁻¹⁷
rs10774579_T 	T / T	0.02 (↑)	52%	1.60 x 10 ⁻¹⁷
rs4686739_A 	A / A	-0.02 (↓)	37%	2.80 x 10 ⁻¹⁷
rs2435307_C 	C / T	-0.02 (↓)	51%	3.30 x 10 ⁻¹⁷
rs74410430_T 	A / A	0.02 (-)	59%	4.10 x 10 ⁻¹⁷



















































rs11880219_T	T / A	0.02 (↑)	82%	4.80 × 10 ⁻¹⁷
rs6934962_C	C / T	-0.02 (↓)	60%	5.60 × 10 ⁻¹⁷
rs2247355_C	C / C	-0.02 (↓)	82%	5.80 × 10 ⁻¹⁷
rs4930352_G	G / T	-0.02 (↓)	51%	8.70 × 10 ⁻¹⁷
rs66763009_T	T / T	0.02 (↑)	56%	9.70 × 10 ⁻¹⁷
rs1132274_C	C / C	0.02 (↑)	85%	1.20 × 10 ⁻¹⁶
rs10774439_G	A / A	-0.02 (-)	19%	1.40 × 10 ⁻¹⁶
rs34138141_G	G / G	0.02 (↑)	72%	1.50 × 10 ⁻¹⁶
rs62492368_G	G / A	0.02 (↑)	69%	1.50 × 10 ⁻¹⁶
rs10786114_C	C / T	-0.02 (↓)	13%	1.60 × 10 ⁻¹⁶
rs11640494_G	G / A	0.02 (↑)	54%	4.70 × 10 ⁻¹⁶
rs9622830_C	C / G	0.02 (↑)	65%	4.70 × 10 ⁻¹⁶
rs703966_G	A / A	-0.02 (-)	58%	5.40 × 10 ⁻¹⁶
rs2289863_C	T / T	0.02 (-)	25%	6.00 × 10 ⁻¹⁶
rs74735576_G	G / G	0.06 (↑)	98%	6.80 × 10 ⁻¹⁶
rs3814883_C	C / C	0.02 (↑)	52%	7.30 × 10 ⁻¹⁶
rs567933_A	C / C	-0.02 (-)	48%	1.00 × 10 ⁻¹⁵
rs11658872_C	C / C	0.03 (↑)	94%	1.20 × 10 ⁻¹⁵
rs10846690_T	C / C	-0.02 (-)	15%	1.30 × 10 ⁻¹⁵
rs16928809_G	G / G	0.03 (↑)	91%	1.40 × 10 ⁻¹⁵
rs2804894_G	A / A	-0.02 (-)	27%	2.20 × 10 ⁻¹⁵
rs35777071_T	T / T	-0.02 (↓)	35%	3.50 × 10 ⁻¹⁵
rs13097947_T	T / T	-0.02 (↓)	35%	3.70 × 10 ⁻¹⁵
rs34675318_G	G / G	0.02 (↑)	71%	3.70 × 10 ⁻¹⁵
rs141062196_G	G / G	0.02 (↑)	81%	5.70 × 10 ⁻¹⁵
rs8014289_A	A / G	-0.02 (↓)	44%	5.80 × 10 ⁻¹⁵
rs10504477_T	T / C	0.02 (↑)	59%	6.40 × 10 ⁻¹⁵
rs1168114_A	A / G	-0.02 (↓)	35%	6.60 × 10 ⁻¹⁵
rs3763236_T	C / C	-0.01 (-)	49%	8.20 × 10 ⁻¹⁵
rs830620_C	T / T	-0.01 (-)	58%	8.20 × 10 ⁻¹⁵
rs3732356_G	T / T	0.03 (-)	7%	8.70 × 10 ⁻¹⁵
rs2862954_T	C / C	-0.01 (-)	50%	9.70 × 10 ⁻¹⁵
rs12650112_C	C / C	-0.02 (↓)	65%	1.00 × 10 ⁻¹⁴
rs1446585_A	A / A	-0.02 (↓)	76%	1.10 × 10 ⁻¹⁴
rs11118320_C	G / G	0.01 (-)	44%	1.20 × 10 ⁻¹⁴
rs9608972_T	T / C	0.02 (↑)	76%	1.60 × 10 ⁻¹⁴
rs12150914_T	T / C	0.02 (↑)	40%	1.70 × 10 ⁻¹⁴
rs11075985_C	C / A	0.01 (↑)	58%	1.80 × 10 ⁻¹⁴
rs9604045_G	G / G	-0.02 (↓)	75%	1.80 × 10 ⁻¹⁴
rs1045241_C	C / C	-0.02 (↓)	73%	2.10 × 10 ⁻¹⁴
rs13076933_T	T / T	0.02 (↑)	74%	2.30 × 10 ⁻¹⁴
rs2723065_A	A / A	-0.01 (↓)	62%	2.50 × 10 ⁻¹⁴
rs9274346_C	T / T	-0.02 (-)	61%	2.70 × 10 ⁻¹⁴
rs11231138_C	C / C	0.01 (↑)	63%	3.00 × 10 ⁻¹⁴
rs2268840_T	T / T	-0.02 (↓)	77%	3.60 × 10 ⁻¹⁴
rs59104589_C	C / C	-0.02 (↓)	64%	3.60 × 10 ⁻¹⁴
rs4356188_C	G / G	0.02 (-)	30%	3.80 × 10 ⁻¹⁴
rs13220570_T	A / A	0.02 (-)	87%	4.80 × 10 ⁻¹⁴
rs77631377_C	C / C	0.04 (↑)	96%	4.80 × 10 ⁻¹⁴
rs595767_A	G / G	0.01 (-)	48%	5.30 × 10 ⁻¹⁴
rs77605964_G	G / A	-0.02 (↓)	77%	7.50 × 10 ⁻¹⁴
rs3749748_C	C / C	-0.02 (↓)	75%	7.90 × 10 ⁻¹⁴
rs41292412_C	C / C	0.07 (↑)	99%	8.50 × 10 ⁻¹⁴
rs116006942_G	G / G	0.03 (↑)	94%	1.00 × 10 ⁻¹³
rs367677_A	A / G	-0.02 (↓)	76%	1.00 × 10 ⁻¹³
rs143474489_T	T / T	-0.05 (↓)	98%	1.20 × 10 ⁻¹³
rs6457807_T	T / T	-0.02 (↓)	83%	1.30 × 10 ⁻¹³
rs2298632_C	T / T	-0.01 (-)	50%	1.60 × 10 ⁻¹³
rs9657541_C	C / C	0.02 (↑)	80%	1.90 × 10 ⁻¹³




















rs117230571_A 	A / A	0.03 (↑)	92%	2.00×10^{-13}
rs13269726_A 	A / A	0.03 (↑)	92%	2.10×10^{-13}
rs4979372_T 	T / C	-0.01 (↓)	51%	2.20×10^{-13}
rs62112763_C 	C / C	0.01 (↑)	56%	2.40×10^{-13}
rs577525_T 	T / C	0.01 (↑)	44%	2.60×10^{-13}
rs1056582_C 	C / T	-0.01 (↓)	49%	2.80×10^{-13}
rs2314338_T	T / C	0.02 (↑)	73%	2.90×10^{-13}
rs3747973_A 	A / G	-0.01 (↓)	41%	2.90×10^{-13}
rs78025076_C 	C / C	0.05 (↑)	98%	3.00×10^{-13}
rs6123686_G 	G / A	-0.02 (↓)	75%	3.10×10^{-13}
rs9646167_C 	C / T	0.01 (↑)	48%	3.40×10^{-13}
rs4760_A 	A / A	0.02 (↑)	84%	3.70×10^{-13}
rs28876383_C 	C / C	0.05 (↑)	98%	4.10×10^{-13}
rs2011614_G 	G / A	0.01 (↑)	65%	4.20×10^{-13}
rs1611719_G 	G / T	0.02 (↑)	79%	4.50×10^{-13}
rs10761737_T	T / C	-0.01 (↓)	58%	4.80×10^{-13}
rs7595076_C 	C / A	-0.01 (↓)	65%	5.50×10^{-13}
rs7158166_T 	C / C	-0.01 (-)	41%	5.70×10^{-13}
rs4788446_T 	C / C	-0.02 (-)	25%	9.60×10^{-13}
rs138364839_C 	C / C	0.06 (↑)	98%	9.70×10^{-13}
rs28362901_C 	C / A	0.02 (↑)	91%	1.00×10^{-12}
rs144033177_A 	A / A	0.06 (↑)	98%	1.10×10^{-12}
rs2218793_C 	C / C	0.02 (↑)	72%	1.10×10^{-12}
rs7769059_G 	G / G	0.02 (↑)	72%	1.10×10^{-12}
rs4599108_C 	C / T	-0.01 (↓)	51%	1.20×10^{-12}
rs587739738_C 	C / C	-0.02 (↓)	92%	1.20×10^{-12}
rs62491176_T 	T / T	-0.02 (↓)	86%	1.20×10^{-12}
rs2237035_G 	G / G	-0.01 (↓)	61%	1.30×10^{-12}
rs968050_C 	C / T	-0.01 (↓)	52%	1.30×10^{-12}
rs11057468_C	C / T	-0.01 (↓)	61%	1.40×10^{-12}
rs140201358_C 	C / C	0.06 (↑)	99%	1.50×10^{-12}
rs4800356_C 	C / C	0.02 (↑)	71%	1.60×10^{-12}
rs75817747_C 	C / C	-0.04 (↓)	97%	1.70×10^{-12}
rs76428106_T 	T / T	0.06 (↑)	99%	1.70×10^{-12}
rs11170516_G 	G / A	0.02 (↑)	85%	1.80×10^{-12}
rs6924387_A 	A / G	0.01 (↑)	59%	2.00×10^{-12}
rs74456742_G 	G / G	-0.04 (↓)	96%	2.20×10^{-12}
rs10252234_C 	C / C	-0.02 (↓)	76%	2.40×10^{-12}
rs6664374_C 	C / C	-0.01 (↓)	65%	2.40×10^{-12}
rs13147189_T	T / C	0.01 (↑)	68%	2.60×10^{-12}
rs62486442_G 	G / A	0.01 (↑)	67%	3.20×10^{-12}
rs9347737_A 	A / G	0.01 (↑)	57%	3.50×10^{-12}
rs147525635_G	G / A	0.01 (↑)	44%	3.60×10^{-12}
rs62338910_A 	A / A	-0.02 (↓)	76%	4.00×10^{-12}
rs140064750_T	T / T	0.04 (↑)	98%	4.10×10^{-12}
rs2071379_A 	G / G	0.01 (-)	40%	4.20×10^{-12}
rs76602912_T 	T / T	0.04 (↑)	98%	4.20×10^{-12}
rs34556420_G 	G / G	0.02 (↑)	90%	4.60×10^{-12}
rs1225053_T	T / T	0.01 (↑)	74%	4.70×10^{-12}
rs75572195_G 	G / G	-0.02 (↓)	91%	4.70×10^{-12}
rs113710278_C	C / C	-0.05 (↓)	99%	4.80×10^{-12}
rs150237291_T	T / T	-0.05 (↓)	98%	5.60×10^{-12}
rs34940374_G	G / A	0.02 (↑)	82%	5.80×10^{-12}
rs76213248_C	C / T	-0.01 (↓)	59%	6.90×10^{-12}
rs2964007_A 	A / G	-0.01 (↓)	34%	7.00×10^{-12}
rs2520096_A 	A / G	-0.01 (↓)	73%	7.20×10^{-12}
rs35706812_A 	A / A	0.01 (↑)	57%	8.20×10^{-12}
rs73221948_G 	G / G	0.01 (↑)	71%	8.60×10^{-12}
rs9469583_T	C / C	-0.01 (-)	48%	8.80×10^{-12}

rs6590207_A	NEW	A / A	0.01 (↑)	71%	9.00 × 10 ⁻¹²
rs11601507_C	NEW	C / C	0.03 (↑)	93%	9.20 × 10 ⁻¹²
rs12803463_G	NEW	G / G	-0.02 (↓)	92%	1.10 × 10 ⁻¹¹
rs79634051_G	NEW	G / G	-0.04 (↓)	97%	1.10 × 10 ⁻¹¹
rs13263821_G	NEW	G / C	0.02 (↑)	81%	1.20 × 10 ⁻¹¹
rs2706616_C	NEW	C / G	0.01 (↑)	47%	1.20 × 10 ⁻¹¹
rs9980311_A	NEW	A / A	0.02 (↑)	74%	1.20 × 10 ⁻¹¹
rs330042_G	NEW	G / G	-0.01 (↓)	73%	1.30 × 10 ⁻¹¹
rs11021232_T	NEW	T / T	0.02 (↑)	82%	1.60 × 10 ⁻¹¹
rs11631178_T		T / T	-0.02 (↓)	90%	1.60 × 10 ⁻¹¹
rs12411959_A	NEW	T / T	0.02 (-)	78%	1.60 × 10 ⁻¹¹
rs1884589_A	NEW	A / C	0.01 (↑)	43%	1.60 × 10 ⁻¹¹
rs113761591_C	NEW	C / T	0.02 (↑)	80%	1.80 × 10 ⁻¹¹
rs12814794_G	NEW	A / A	-0.01 (-)	25%	1.70 × 10 ⁻¹¹
rs2585398_C	NEW	C / A	0.01 (↑)	45%	1.80 × 10 ⁻¹¹
rs374039502_T	NEW	T / T	0.05 (↑)	98%	1.80 × 10 ⁻¹¹
rs72729682_A	NEW	A / A	-0.03 (↓)	93%	1.90 × 10 ⁻¹¹
rs2910949_T	NEW	T / T	-0.01 (↓)	65%	2.00 × 10 ⁻¹¹
rs67344323_T	NEW	T / T	0.01 (↑)	74%	2.10 × 10 ⁻¹¹
rs2204886_T	NEW	T / A	0.01 (↑)	48%	2.20 × 10 ⁻¹¹
rs74500135_T		T / T	-0.07 (↓)	99%	2.30 × 10 ⁻¹¹
rs11688682_G	NEW	G / G	-0.01 (↓)	73%	2.40 × 10 ⁻¹¹
rs16969990_C	NEW	C / C	-0.02 (↓)	93%	2.60 × 10 ⁻¹¹
rs11687520_T	NEW	T / C	-0.02 (↓)	83%	2.90 × 10 ⁻¹¹
rs1663626_C	NEW	A / A	-0.01 (-)	60%	2.90 × 10 ⁻¹¹
rs13066793_A	NEW	A / A	-0.02 (↓)	91%	3.30 × 10 ⁻¹¹
rs62092069_G	NEW	G / G	-0.01 (↓)	63%	3.80 × 10 ⁻¹¹
rs13144151_A	NEW	G / G	-0.02 (-)	15%	3.90 × 10 ⁻¹¹
rs838777_C		C / C	-0.02 (↓)	86%	3.90 × 10 ⁻¹¹
rs3733890_G	NEW	G / A	0.01 (↑)	71%	4.10 × 10 ⁻¹¹
rs34695471_G	NEW	G / G	-0.03 (↓)	93%	4.40 × 10 ⁻¹¹
rs55652051_A	NEW	A / A	0.02 (↑)	77%	4.60 × 10 ⁻¹¹
rs17740942_T		T / T	-0.02 (↓)	88%	4.70 × 10 ⁻¹¹
rs28712486_C	NEW	C / C	-0.01 (↓)	77%	5.30 × 10 ⁻¹¹
rs11254464_T	NEW	C / C	-0.01 (-)	58%	5.60 × 10 ⁻¹¹
rs13042367_A	NEW	A / A	-0.01 (↓)	72%	6.60 × 10 ⁻¹¹
rs12045101_C		C / C	0.01 (↑)	76%	6.70 × 10 ⁻¹¹
rs12975319_G	NEW	G / G	0.01 (↑)	70%	7.10 × 10 ⁻¹¹
rs1771582_T	NEW	T / G	-0.01 (↓)	44%	7.10 × 10 ⁻¹¹
rs7583067_C	NEW	C / C	-0.01 (↓)	76%	7.40 × 10 ⁻¹¹
rs2781668_C	NEW	C / C	0.02 (↑)	83%	7.60 × 10 ⁻¹¹
rs73457437_G	NEW	G / G	0.04 (↑)	97%	8.10 × 10 ⁻¹¹
rs11878235_G		G / G	-0.01 (↓)	41%	8.30 × 10 ⁻¹¹
rs73082723_C		C / C	-0.02 (↓)	78%	8.70 × 10 ⁻¹¹
rs150300171_A	NEW	A / A	0.03 (↑)	95%	9.20 × 10 ⁻¹¹
rs12516070_T	NEW	C / C	-0.01 (-)	48%	1.00 × 10 ⁻¹⁰
rs32578_G	NEW	G / A	-0.01 (↓)	69%	1.10 × 10 ⁻¹⁰
rs62428831_T	NEW	T / T	-0.02 (↓)	86%	1.10 × 10 ⁻¹⁰
rs72801474_G	NEW	G / G	-0.02 (↓)	91%	1.10 × 10 ⁻¹⁰
rs12686780_C	NEW	C / C	0.02 (↑)	83%	1.20 × 10 ⁻¹⁰
rs4875043_A		A / A	0.01 (↑)	78%	1.20 × 10 ⁻¹⁰
rs10950390_C	NEW	C / T	0.02 (↑)	79%	1.30 × 10 ⁻¹⁰
rs61884030_T	NEW	T / T	-0.02 (↓)	86%	1.30 × 10 ⁻¹⁰
rs2298214_C	NEW	C / A	0.01 (↑)	42%	1.40 × 10 ⁻¹⁰
rs15052_T	NEW	T / T	-0.02 (↓)	82%	1.60 × 10 ⁻¹⁰
rs68006638_G	NEW	G / G	0.02 (↑)	90%	1.70 × 10 ⁻¹⁰
rs9884482_T	NEW	T / C	0.01 (↑)	63%	1.70 × 10 ⁻¹⁰
rs13323506_A	NEW	A / C	-0.01 (↓)	31%	1.90 × 10 ⁻¹⁰
rs183078_A	NEW	A / G	-0.01 (↓)	60%	2.00 × 10 ⁻¹⁰

rs4654395_C	C / T	0.01 (↑)	48%	2.20 × 10 ⁻¹⁰
rs78595810_G	G / G	0.05 (↑)	99%	2.30 × 10 ⁻¹⁰
rs17041868_T	T / T	0.02 (↑)	94%	2.40 × 10 ⁻¹⁰
rs61926301_G	G / G	-0.01 (↓)	60%	2.40 × 10 ⁻¹⁰
rs185073199_T	A / T	-0.06 (↓)	99%	2.50 × 10 ⁻¹⁰
rs7036107_A	A / G	0.01 (↑)	49%	2.70 × 10 ⁻¹⁰
rs72654647_G	G / A	0.01 (↑)	75%	3.10 × 10 ⁻¹⁰
rs112192770_C	C / T	-0.03 (↓)	95%	3.30 × 10 ⁻¹⁰
rs200540247_A	A / A	-0.01 (↓)	29%	3.30 × 10 ⁻¹⁰
rs248653_T	T / T	0.03 (↑)	96%	3.40 × 10 ⁻¹⁰
rs1240820_G	G / A	-0.01 (↓)	71%	3.50 × 10 ⁻¹⁰
rs56105022_G	G / G	0.03 (↑)	96%	3.50 × 10 ⁻¹⁰
rs1086056_T	G / G	0.02 (-)	16%	3.60 × 10 ⁻¹⁰
rs4078216_G	G / A	-0.01 (↓)	76%	3.60 × 10 ⁻¹⁰
rs55801554_C	C / C	-0.01 (↓)	75%	4.00 × 10 ⁻¹⁰
rs9877304_G	G / G	0.01 (↑)	74%	4.00 × 10 ⁻¹⁰
rs11043221_A	A / A	-0.01 (↓)	70%	4.30 × 10 ⁻¹⁰
rs17566828_G	G / G	-0.03 (↓)	96%	4.30 × 10 ⁻¹⁰
rs2417125_A	A / G	0.01 (↑)	72%	4.30 × 10 ⁻¹⁰
rs11883967_A	A / A	-0.01 (↓)	34%	4.40 × 10 ⁻¹⁰
rs4947121_T	C / C	0.01 (-)	23%	4.80 × 10 ⁻¹⁰
rs738409_C	C / C	0.01 (↑)	78%	5.10 × 10 ⁻¹⁰
rs10896681_G	G / G	0.02 (↑)	88%	5.40 × 10 ⁻¹⁰
rs183906992_T	T / T	-0.03 (↓)	96%	5.40 × 10 ⁻¹⁰
rs2965169_A	A / A	-0.01 (↓)	61%	5.50 × 10 ⁻¹⁰
rs11961755_G	G / A	0.01 (↑)	75%	5.60 × 10 ⁻¹⁰
rs62565259_C	C / C	-0.02 (↓)	83%	6.10 × 10 ⁻¹⁰
rs2098918_C	T / T	-0.01 (-)	54%	6.40 × 10 ⁻¹⁰
rs77234291_A	A / A	-0.05 (↓)	98%	6.50 × 10 ⁻¹⁰
rs1252425_C	G / G	-0.01 (-)	34%	6.70 × 10 ⁻¹⁰
rs77916918_G	G / G	-0.03 (↓)	97%	7.40 × 10 ⁻¹⁰
rs7488780_G	C / C	-0.01 (-)	80%	8.60 × 10 ⁻¹⁰
rs72805692_A	A / A	0.02 (↑)	88%	9.40 × 10 ⁻¹⁰
rs2551980_A	A / G	0.02 (↑)	18%	9.60 × 10 ⁻¹⁰
rs4976033_A	A / G	0.01 (↑)	60%	1.00 × 10 ⁻⁹
rs61919816_C	/	0.04 (-)	98%	1.10 × 10 ⁻⁹
rs6021914_T	T / C	-0.01 (↓)	63%	1.20 × 10 ⁻⁹
rs73179655_G	G / G	-0.03 (↓)	97%	1.20 × 10 ⁻⁹
rs113261881_G	G / G	0.02 (↑)	94%	1.30 × 10 ⁻⁹
rs28510484_G	G / C	0.02 (↑)	83%	1.30 × 10 ⁻⁹
rs74328314_A	A / A	-0.02 (↓)	93%	1.30 × 10 ⁻⁹
rs12998038_C	C / C	-0.01 (↓)	74%	1.40 × 10 ⁻⁹
rs57074291_C	C / C	-0.01 (↓)	74%	1.40 × 10 ⁻⁹
rs10916239_T	C / C	-0.01 (-)	62%	1.50 × 10 ⁻⁹
rs1970811_T	T / T	0.01 (↑)	54%	1.50 × 10 ⁻⁹
rs75032664_C	C / C	0.05 (↑)	99%	1.50 × 10 ⁻⁹
rs7725218_G	G / A	0.01 (↑)	66%	1.50 × 10 ⁻⁹
rs6790951_C	T / T	0.01 (-)	52%	1.60 × 10 ⁻⁹
rs8126001_C	C / C	-0.01 (↓)	51%	1.60 × 10 ⁻⁹
rs13041173_A	A / G	0.01 (↑)	66%	2.00 × 10 ⁻⁹
rs3794752_T	T / C	-0.01 (↓)	72%	2.00 × 10 ⁻⁹
rs1818917_C	C / T	-0.01 (↓)	49%	2.30 × 10 ⁻⁹
rs11878604_T	T / T	-0.02 (↓)	93%	2.50 × 10 ⁻⁹
rs1431659_A	A / G	-0.01 (↓)	27%	2.50 × 10 ⁻⁹
rs72756439_C	C / C	-0.01 (↓)	71%	2.50 × 10 ⁻⁹
rs13111599_A	A / G	-0.01 (↓)	26%	2.60 × 10 ⁻⁹
rs2364723_G	G / G	-0.01 (↓)	68%	2.70 × 10 ⁻⁹
rs7622114_C	A / A	-0.01 (-)	42%	2.70 × 10 ⁻⁹
rs7658082_T	C / C	0.01 (-)	45%	3.20 × 10 ⁻⁹

rs9646934_C	G / G	-0.01 (-)	32%	3.30 x 10 ⁻⁹
rs264559_C	C / C	0.01 (↑)	60%	3.40 x 10 ⁻⁹
rs12921196_C	C / C	0.02 (↑)	86%	3.50 x 10 ⁻⁹
rs1412234_T	T / C	0.01 (↑)	67%	3.50 x 10 ⁻⁹
rs34717889_T	T / T	-0.01 (↓)	80%	3.50 x 10 ⁻⁹
rs61696977_C	C / T	0.02 (↑)	86%	3.50 x 10 ⁻⁹
rs1083470_G	G / G	-0.01 (↓)	38%	3.80 x 10 ⁻⁹
rs11171710_G	G / G	0.01 (↑)	55%	3.80 x 10 ⁻⁹
rs73151974_C	C / C	0.02 (↑)	86%	3.80 x 10 ⁻⁹
rs76530346_G	G / G	0.02 (↑)	91%	3.80 x 10 ⁻⁹
rs58298943_C	C / T	-0.02 (↓)	92%	3.90 x 10 ⁻⁹
rs9626023_G	G / G	-0.03 (↓)	97%	4.00 x 10 ⁻⁹
rs17124112_C	C / C	0.02 (↑)	92%	4.10 x 10 ⁻⁹
rs116912456_A	A / A	-0.03 (↓)	96%	4.20 x 10 ⁻⁹
rs7261640_T	T / T	-0.01 (↓)	81%	4.30 x 10 ⁻⁹
rs10438354_C	C / C	-0.01 (↓)	65%	4.70 x 10 ⁻⁹
rs3825669_A	A / G	-0.01 (↓)	20%	4.70 x 10 ⁻⁹
rs16976768_G	G / A	-0.01 (↓)	62%	5.00 x 10 ⁻⁹
rs6940493_A	T / T	-0.01 (-)	31%	5.00 x 10 ⁻⁹
rs34720381_C	C / C	0.02 (↑)	91%	5.10 x 10 ⁻⁹
rs1894544_G	G / G	0.01 (↑)	55%	5.20 x 10 ⁻⁹
rs549058_G	T / T	-0.02 (-)	88%	5.20 x 10 ⁻⁹
rs8127283_G	G / G	0.01 (↑)	51%	5.20 x 10 ⁻⁹
rs76246752_G	C / C	-0.05 (-)	99%	5.50 x 10 ⁻⁹
rs34830321_C	C / C	0.05 (↑)	99%	5.60 x 10 ⁻⁹
rs1349862_A	C / C	-0.01 (-)	52%	5.70 x 10 ⁻⁹
rs10826337_G	G / A	0.01 (↑)	59%	5.80 x 10 ⁻⁹
rs7903537_C	T / T	0.01 (-)	48%	5.80 x 10 ⁻⁹
rs1165347_T	T / C	-0.01 (↓)	78%	5.90 x 10 ⁻⁹
rs117499776_T	T / C	0.03 (↑)	96%	5.90 x 10 ⁻⁹
rs2100692_G	G / G	-0.02 (↓)	90%	6.10 x 10 ⁻⁹
rs4691379_C	C / T	-0.01 (↓)	68%	6.10 x 10 ⁻⁹
rs11938781_T	T / T	0.01 (↑)	83%	6.40 x 10 ⁻⁹
rs1862205_G	G / A	-0.01 (↓)	60%	6.50 x 10 ⁻⁹
rs141440048_C	C / C	-0.04 (↓)	98%	6.70 x 10 ⁻⁹
rs2339234_G	A / A	0.01 (-)	32%	6.70 x 10 ⁻⁹
rs57348956_G	A / A	-0.01 (-)	61%	6.80 x 10 ⁻⁹
rs6806529_A	A / C	-0.01 (↓)	44%	6.90 x 10 ⁻⁹
rs12926864_A	A / A	-0.01 (↓)	73%	7.00 x 10 ⁻⁹
rs567056_G	T / T	0.01 (-)	62%	7.00 x 10 ⁻⁹
rs76246107_G	G / G	0.02 (↑)	92%	7.50 x 10 ⁻⁹
rs4865582_C	C / C	-0.01 (↓)	57%	8.00 x 10 ⁻⁹
rs56017932_G	G / C	-0.02 (↓)	80%	8.00 x 10 ⁻⁹
rs2246477_C	C / A	0.01 (↑)	63%	8.10 x 10 ⁻⁹
rs2645979_G	G / A	-0.01 (↓)	64%	8.50 x 10 ⁻⁹
rs79311290_A	A / A	0.02 (↑)	89%	8.60 x 10 ⁻⁹
rs11653260_A	A / A	0.01 (↑)	79%	8.70 x 10 ⁻⁹
rs2534596_A	A / G	-0.01 (↓)	62%	8.80 x 10 ⁻⁹
rs6874833_C	T / T	-0.01 (-)	37%	9.00 x 10 ⁻⁹
rs6131012_A	A / A	-0.01 (↓)	60%	9.60 x 10 ⁻⁹
rs7650845_C	T / T	0.01 (-)	19%	9.70 x 10 ⁻⁹
rs6059958_C	C / C	-0.01 (↓)	83%	9.80 x 10 ⁻⁹
rs3869588_T	T / T	0.01 (↑)	78%	1.00 x 10 ⁻⁸
rs6987377_A	A / G	-0.01 (↓)	42%	1.00 x 10 ⁻⁸
rs76479205_A	A / A	-0.01 (↓)	81%	1.00 x 10 ⁻⁸
rs11009262_G	G / G	0.02 (↑)	94%	1.10 x 10 ⁻⁸
rs1395221_G	G / T	0.01 (↑)	60%	1.10 x 10 ⁻⁸
rs201441_T	T / T	0.01 (↑)	42%	1.10 x 10 ⁻⁸
rs6738438_C	C / C	0.01 (↑)	64%	1.10 x 10 ⁻⁸

rs7316878_T 	T / T	-0.01 (↓)	67%	1.10 x 10 ⁻⁸
rs12146566_A 	A / A	0.01 (↑)	80%	1.20 x 10 ⁻⁸
rs13300004_A	A / A	0.05 (↑)	99%	1.20 x 10 ⁻⁸
rs2362641_T 	T / G	0.01 (↑)	49%	1.20 x 10 ⁻⁸
rs35580606_A 	A / G	0.01 (↑)	48%	1.20 x 10 ⁻⁸
rs6762416_T 	T / G	0.01 (↑)	46%	1.20 x 10 ⁻⁸
rs7826177_T 	C / C	-0.01 (-)	36%	1.20 x 10 ⁻⁸
rs12692596_C 	T / T	0.01 (-)	63%	1.30 x 10 ⁻⁸
rs42126_A	A / A	0.04 (↑)	98%	1.30 x 10 ⁻⁸
rs6002946_G 	G / T	-0.01 (↓)	32%	1.30 x 10 ⁻⁸
rs680321_T 	T / T	-0.01 (↓)	54%	1.30 x 10 ⁻⁸
rs2760411_T 	T / G	0.01 (↑)	61%	1.40 x 10 ⁻⁸
rs38166_T 	T / C	-0.01 (↓)	25%	1.40 x 10 ⁻⁸
rs4766720_C 	T / T	-0.01 (-)	39%	1.40 x 10 ⁻⁸
rs8102873_C 	C / T	0.01 (↑)	42%	1.40 x 10 ⁻⁸
rs10879184_C 	C / C	0.01 (↑)	50%	1.50 x 10 ⁻⁸
rs11000468_C 	C / T	-0.01 (↓)	74%	1.50 x 10 ⁻⁸
rs11948445_A	A / A	0.01 (↑)	69%	1.50 x 10 ⁻⁸
rs139828053_T 	T / T	0.03 (↑)	97%	1.50 x 10 ⁻⁸
rs2456722_A 	A / A	-0.01 (↓)	40%	1.50 x 10 ⁻⁸
rs35828909_A 	A / C	0.01 (↑)	45%	1.50 x 10 ⁻⁸
rs36092527_T 	T / T	0.02 (↑)	88%	1.50 x 10 ⁻⁸
rs10901802_G 	G / G	-0.01 (↓)	48%	1.60 x 10 ⁻⁸
rs34559316_C 	C / C	0.01 (↑)	81%	1.60 x 10 ⁻⁸
rs61905599_C 	C / C	0.04 (↑)	98%	1.60 x 10 ⁻⁸
rs7039168_A 	A / G	-0.01 (↓)	33%	1.60 x 10 ⁻⁸
rs1411432_A 	A / A	0.01 (↑)	81%	1.70 x 10 ⁻⁸
rs7218647_G	G / A	-0.01 (↓)	44%	1.70 x 10 ⁻⁸
rs9610329_C 	C / C	0.01 (↑)	57%	1.70 x 10 ⁻⁸
rs16885612_C 	C / C	0.02 (↑)	92%	1.80 x 10 ⁻⁸
rs2176766_A 	C / C	-0.01 (-)	46%	1.80 x 10 ⁻⁸
rs13195261_T 	C / C	0.01 (-)	29%	2.00 x 10 ⁻⁸
rs28455602_A 	A / A	-0.01 (↓)	81%	2.00 x 10 ⁻⁸
rs3746916_A 	A / G	-0.01 (↓)	42%	2.00 x 10 ⁻⁸
rs4410790_T	T / C	0.01 (↑)	37%	2.00 x 10 ⁻⁸
rs56131490_G 	G / G	-0.01 (↓)	85%	2.00 x 10 ⁻⁸
rs61748961_C	C / C	0.04 (↑)	98%	2.00 x 10 ⁻⁸
rs12713007_C 	C / T	0.01 (↑)	50%	2.10 x 10 ⁻⁸
rs4560673_A 	A / A	0.02 (↑)	92%	2.10 x 10 ⁻⁸
rs614924_A 	G / G	0.02 (-)	10%	2.10 x 10 ⁻⁸
rs79616633_C	C / C	0.04 (↑)	98%	2.10 x 10 ⁻⁸
rs4997370_G	G / G	-0.01 (↓)	41%	2.20 x 10 ⁻⁸
rs19565612_G 	A / A	-0.01 (-)	42%	2.30 x 10 ⁻⁸
rs4924471_G 	G / T	-0.02 (↓)	92%	2.30 x 10 ⁻⁸
rs12705696_G 	G / G	-0.01 (↓)	63%	2.40 x 10 ⁻⁸
rs6893139_G 	G / A	0.01 (↑)	60%	2.40 x 10 ⁻⁸
rs144567740_T 	T / T	-0.01 (↓)	81%	2.50 x 10 ⁻⁸
rs2414178_T 	T / C	-0.01 (↓)	77%	2.50 x 10 ⁻⁸
rs11202156_G 	G / G	0.01 (↑)	73%	2.60 x 10 ⁻⁸
rs1517500_C	T / T	-0.01 (-)	17%	2.60 x 10 ⁻⁸
rs17185038_C 	C / C	-0.02 (↓)	93%	2.70 x 10 ⁻⁸
rs2302367_T 	T / T	0.01 (↑)	51%	2.70 x 10 ⁻⁸
rs11546878_C 	C / T	-0.01 (↓)	83%	2.80 x 10 ⁻⁸
rs1012306_C 	C / T	-0.01 (↓)	44%	2.90 x 10 ⁻⁸
rs2663924_T 	T / G	-0.01 (↓)	25%	2.90 x 10 ⁻⁸
rs3903399_T 	T / C	0.01 (↑)	79%	2.90 x 10 ⁻⁸
rs61993685_T 	T / T	-0.02 (↓)	92%	3.00 x 10 ⁻⁸
rs117435644_G 	G / G	-0.01 (↓)	76%	3.10 x 10 ⁻⁸
rs7188071_T 	T / C	-0.01 (↓)	35%	3.10 x 10 ⁻⁸

rs2165220_C	T / T	0.01 (-)	56%	3.20×10^{-8}
rs12119128_G 	G / G	0.01 (↑)	70%	3.30×10^{-8}
rs11622947_C 	T / T	0.01 (-)	46%	3.40×10^{-8}
rs502627_A 	* / G	-0.02 (-)	90%	3.50×10^{-8}
rs78456138_C 	C / C	-0.03 (↓)	98%	3.60×10^{-8}
rs546436456_T 	T / T	0.03 (↑)	97%	3.70×10^{-8}
rs73455693_G 	G / G	-0.03 (↓)	96%	3.70×10^{-8}
rs12986742_T 	T / T	0.01 (↑)	52%	3.80×10^{-8}
rs67934334_G 	G / A	-0.01 (↓)	37%	3.90×10^{-8}
rs454968_T 	T / C	-0.01 (↓)	36%	4.00×10^{-8}
rs1760940_A 	A / C	-0.01 (↓)	75%	4.20×10^{-8}
rs59737437_C 	C / C	-0.01 (↓)	73%	4.20×10^{-8}
rs880674_T 	T / T	-0.02 (↓)	86%	4.20×10^{-8}
rs1567353_C 	G / G	0.01 (-)	69%	4.50×10^{-8}
rs445841_G 	G / T	0.01 (↑)	63%	4.50×10^{-8}
rs550916783_G 	G / G	0.05 (↑)	99%	4.50×10^{-8}
rs138026745_G	G / G	-0.03 (↓)	97%	4.70×10^{-8}
rs4233367_T 	T / T	-0.01 (↓)	39%	4.70×10^{-8}
rs407133_G 	G / C	0.01 (↑)	44%	4.80×10^{-8}
rs254024_G 	G / G	0.01 (↑)	56%	4.90×10^{-8}
rs118128493_C 	C / C	0.02 (↑)	95%	5.00×10^{-8}